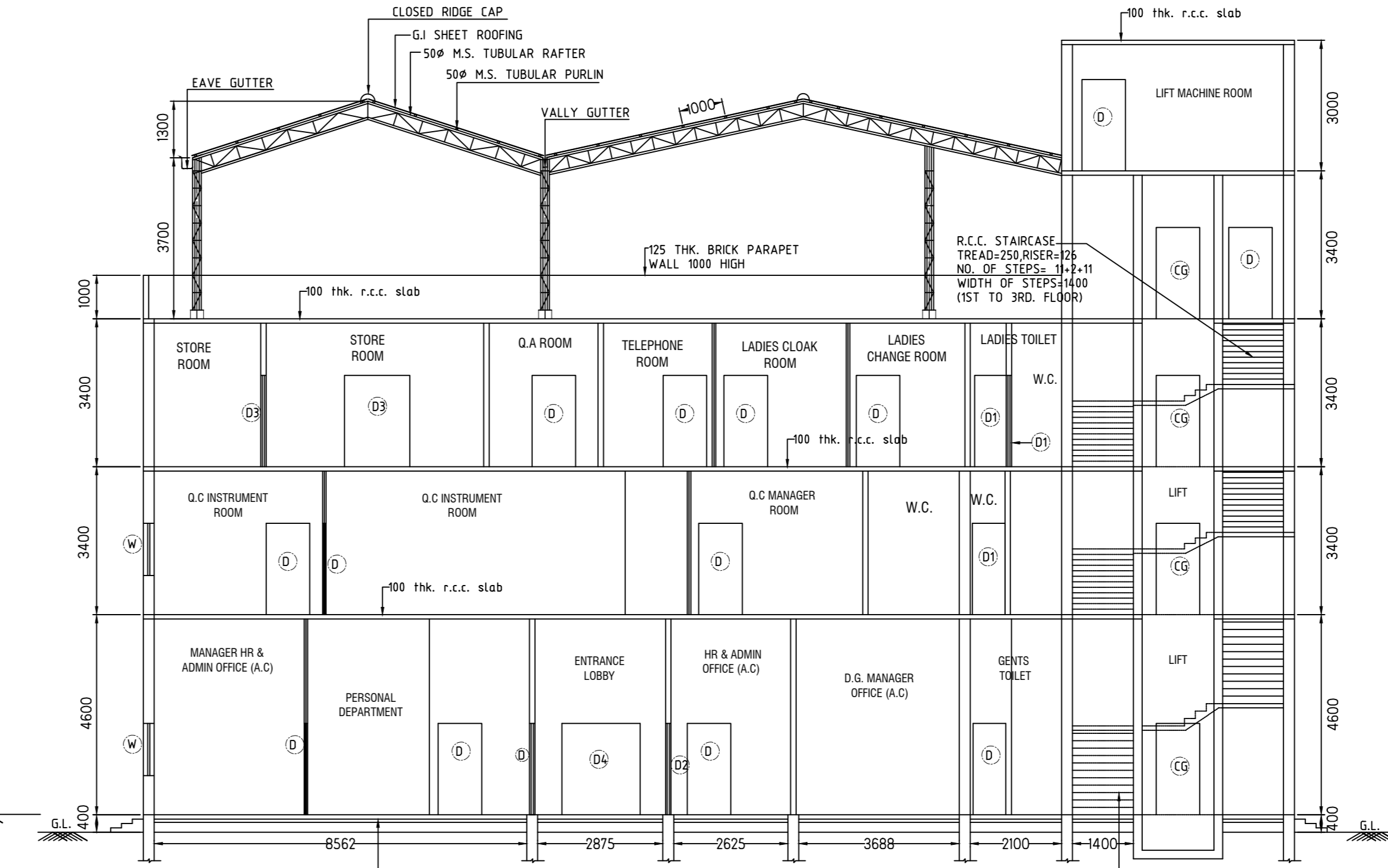


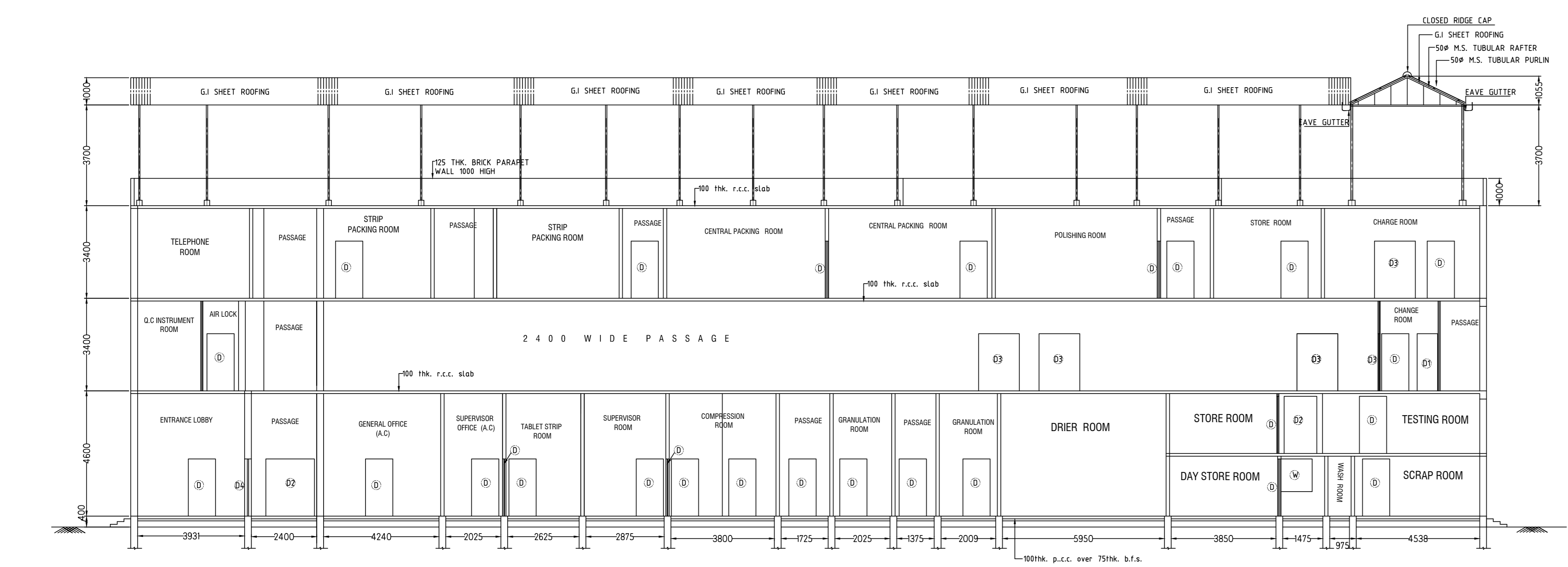
**SECTIONAL ELEVATION-A A (SCALE-1:100)**



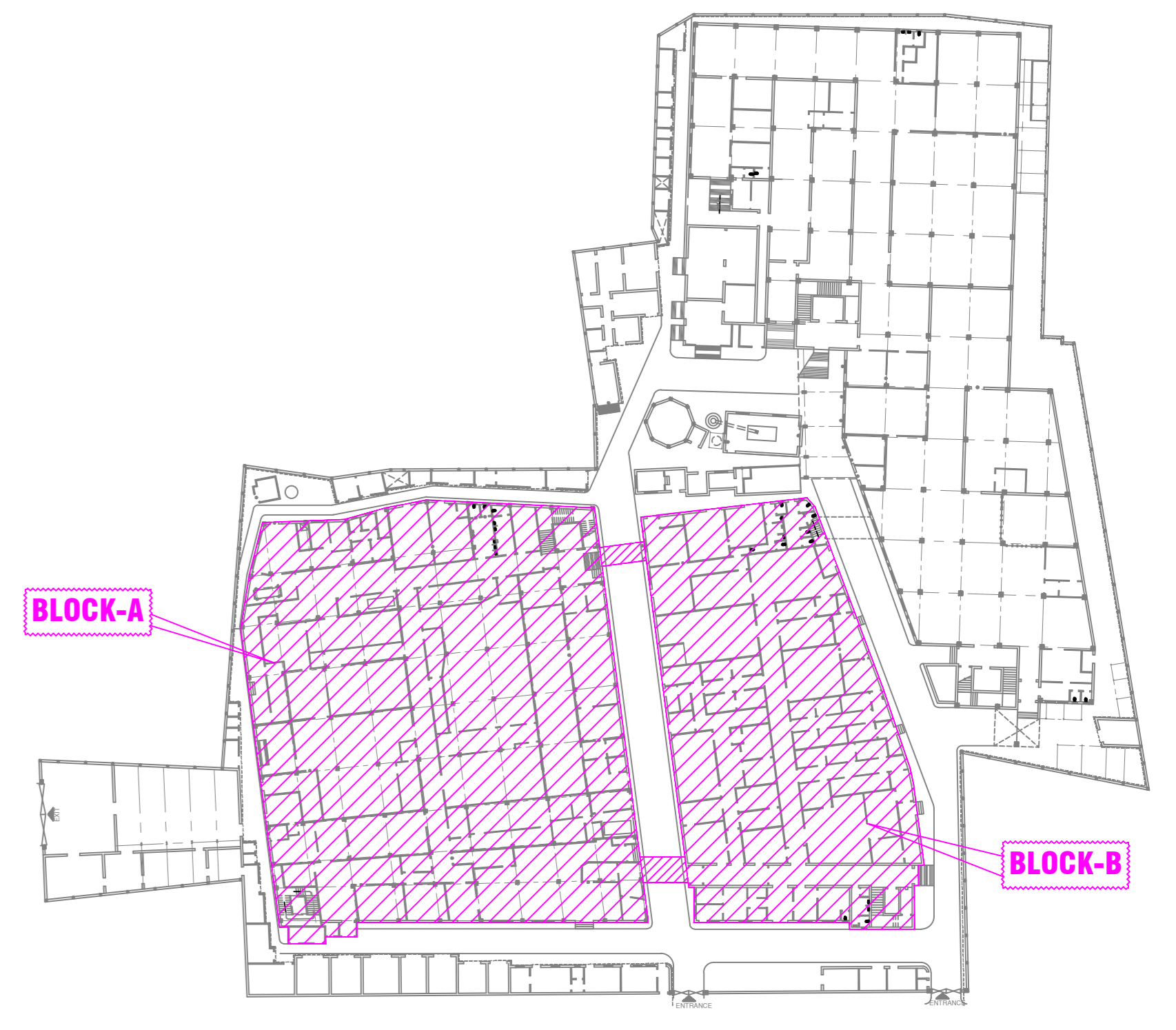
**SECTIONAL ELEVATION-B B (SCALE-1:100)**



**SECTIONAL ELEVATION-D D (SCALE-1:100)**



**SECTIONAL ELEVATION-C C (SCALE-1:100)**



**LOCATION PLAN (SCALE-1:600)**

Only hatch portion details drawing shown in this sheet

| SCHEDULE OF DOORS & WINDOWS |                               |             |         |  |
|-----------------------------|-------------------------------|-------------|---------|--|
| MARK                        | DESCRIPTION                   | SIZE (WXH)  | SL. QT. |  |
| G                           | STEEL GATE ( DOUBLE LEAF)     | 2100 X 2000 |         |  |
| G1                          | STEEL GATE ( SINGLE LEAF)     | 3000 X 3000 |         |  |
| D                           | ALUMINIUM DOOR ( Single leaf) | 1000 X 2100 |         |  |
| D1                          | PVC DOOR ( Single leaf)       | 750 X 2100  |         |  |
| D2                          | ALUMINIUM DOOR ( Double leaf) | 1500 X 2100 |         |  |
| D3                          | ALUMINIUM DOOR ( Double leaf) | 1500 X 2100 |         |  |
| D4                          | ALUMINIUM DOOR ( Double leaf) | 1800 X 2100 |         |  |
| W                           | ALUMINIUM WINDOW              | 1500 X 1200 | 900     |  |
| W1                          | ALUMINIUM WINDOW              | 800 X 650   | 2600    |  |
| W2                          | ALUMINIUM WINDOW              | 2400 X 1200 | 300     |  |
| W3                          | ALUMINIUM WINDOW              | 1000 X 1200 | 900     |  |
| EF                          | EXHAUST FAN                   | 3000        | 2600    |  |

CLIENT:-  
**DEY'S MEDICAL STORES (MFG) LIMITED**  
 ADDRESS:-  
**62, BONDEL ROAD, KOLKATA-700019**

SUBJECT:-  
 ALL SECTIONAL ELEVATION DETAILS OF BLOCK -A & B (LEGEND NO-1 TO 52 & 53 TO 98)

DRAWN BY: PINKAL Consultant  
 CHECKED BY: JGT  
 APPROVED BY: [Signature]  
 SCALE: 1/30  
 DATE: 29.07.2022  
 REV: 8  
 SHEET NO. 6 of 10